

FORM - B
(SEE CLAUSE - 8)
PROFORMA FOR REPORTING THE FUNCTIONING OF FAIR PRICE SHOPS
AT DISTRICT LEVEL

Month: August

Year: 2012

(a) Name of the State: ... Assam.....

State Code:

(b) Name of the District: ... Nagaon.....

District Code:

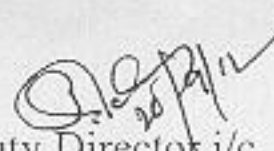
(c) Total No of Fair Price Shops in the District at the end of the Month: 2829 Nos

(d) Details regarding FPS which receives the PDS commodities during the month

Sl. No	Commodities	No of FPS	Remarks
1	2	3	4
1	APL Rice	Nagaon-1538 Nos	
2	Addl.APL		
3	BPL Rice		
4	Spl.Adhoc.Addl.BPL	Hojai- 961 Nos	
5	Atta	Kaliabar- 330 Nos	
6	Addl.Atta		
7	Spl.Adhoc.Addl.Atta		
8	AAV Rice		
9	L/Sugar		
10	S.K.Oil	Total= 2829 Nos	

(E) NO of FI Cards:	<u>Nagaon</u>	<u>Hojai</u>	<u>Kaliabar</u>	<u>Total</u>
Antyodayas:	30435	18742	8759	57936
BPL :	61206	31462	15218	107886
APL :	161257	137883	31245	330405
Others:				
Total :	252898	188087	55222	496207

- i. Number of FI Cards at the beginning of the Month. 496207 Nos
- ii. Number of FI Card issued during the month. Nil
- iii. Number of FI Cards cancelled during the month. Nil
- iv. Number of FI Card at the close of the Month. 496207 Nos


 Deputy Director, i/c
 Food, Civil Supplies & Consumer
 Affairs:::Nagaon.
 12

**STATEMENT SHOWING THE ALLOCATION LIFTING AND
DISTRIBUTION OF PDS/TPDS ETC.**

Nagaon (Sub-Division)

Month:- August'2012
Figures in Qtls/LTRS

Sl. No	NAME OF ARTICLES	ALLOCATION (IN QTLS/LTRS)	LIFTING (IN QTLS/LTRS)	PERCENTAGE %	DISTRIBUTION (IN QTLS /LTRS)	Remarks
1	2	3	4	5	6	7
1	APL Rice	8707.40	8587.40	99	7881.56	
2	BPL.Rice	20164.93	20164.93	100	20746.73	
3	Addl.APL	0.00	0.00	0	0.00	
4	Spl.BPL Rice	1257.07	1257.07	100	1125.17	
5	AAY Rice	10652.25	10652.25	100	10778.32	
6	L/Sugar	8590.00	8590.00	100	9386.13	
7	Atta (PDS) Addl.TPDS	9367.50	9367.50	100	10100.33	
8	MMASY Rice	16669.20	16395.80	98	16440.31	
9	S.K.Oil	1200000	1200000	100	1200986	

**STATEMENT SHOWING THE ALLOCATION LIFTING AND
DISTRIBUTION OF PDS/TPDS ETC.**

Hojai (Sub-Division)

Month:- August'2012
Figures in Qtls/LTRS

Sl. No	NAME OF ARTICLES	ALLOCATION (IN QTLS/LTRS)	LIFTING (IN QTLS/LTRS)	PERCENTAGE %	DISTRIBUTION (IN QTLS /LTRS)	Remarks
1	2	3	4	5	6	7
1	APL Rice	5399.10	5399.10	100	5659.55	
2	BPL.Rice	10365.70	10365.70	100	11149.66	
3	Addl.APL	0.00	0	0	0	
4	Spl.BPL Rice	650.00	649.95	99.99	598.02	
5	AAY Rice	6560.00	6560.00	100	6818.32	
6	L/Sugar	5100.00	5100.00	100	5485.49	
7	Atta	6459.00	6459.00	100	6459.00	
8	Atta (Addl.)	6914.50	6914.50	100	6914.50	
9	MMASY Rice	9000.00	9000.00	100	9473.00	
10	S.K.Oil	660000	660000	100	659293	

**STATEMENT SHOWING THE ALLOCATION LIFTING AND
DISTRIBUTION OF PDS/TPDS ETC.**

Kaliabar (Sub-Division)

Month:- August'2012
Figures in Qtls/LTRS

Sl. No	NAME OF ARTICLES	ALLOCATION (IN QTLS/LTRS)	LIFTING (IN QTLS/LTRS)	PERCENTAGE %	DISTRIBUTION (IN QTLS /LTRS)	Remarks
1	2	3	4	5	6	7
1	APL Rice	2196.20	2196.20	100	2236.44	
2	BPL.Rice	5013.84	5013.84	100	5209.80	
3	Addl.APL	0.00	0.00	0	0.00	
4	Spl.BPL Rice	310.00	310	100	303.32	
5	AAV Rice	3065.80	3065.80	100	3120.28	
6	L/Sugar	2200.00	2200.00	100	2559.75	
7	Atta	6167.00	6167.00	100	5910.50	
8	Atta (Addl.)	0.00	0.00	0	0.00	
9	MMASY Rice	5310.00	5310.00	100	5408.00	
10	S.K.Oil	348000	348000	100	346180	


**STATEMENT SHOWING THE ALLOCATION LIFTING AND
DISTRIBUTION OF PDS/TPDS ETC.**

Nagaon District

Month:- August'2012
Figures in Qtls/Kls

Sl. No	NAME OF ARTICLES	ALLOCATION (IN QTLS/LTRS)	LIFTING (IN QTLS/LTRS)	PERCENTAGE %	DISTRIBUTION (IN QTLS /LTRS)	Remarks
1	2	3	4		6	7
1	APL Rice	16302.70	16182.70	99	15777.55	
2	BPL.Rice	35544.47	35544.47	100	37106.19	
3	Addl.APL	0.00	0.00	0	0.00	
4	Spl.BPL Rice	2217.07	2217.02	100	2026.51	
5	AAV Rice	20278.05	20278.05	100	20716.92	
6	L/Sugar	15890.00	15890.00	100	17431.37	
7	Atta	22449.00	22449.00	100	22469.83	
8	Atta (Addl.)	6914.50	6914.50	100	6914.50	
9	MMASY Rice	30979.20	30705.80	99	31321.31	
10	S.K.Oil	2208000	2208000	100	2206459	

Inspector/Sub-Inspector,
FCS & CA, Nagaon


 Deputy Director, i/c
 Food, Civil Supplies & Consumer Affairs,
 Nagaon

**STATEMENT SHOWING THE ALLOCATION LIFTING AND
DISTRIBUTION OF PDS/TPDS ETC.**

Kaliabar (Sub-Division)

Month:- August'2012
Figures in Qtls/LTRS

Sl. No	NAME OF ARTICLES	ALLOCATION (IN QTLS/LTRS)	LIFTING (IN QTLS/LTRS)	PERCENTAGE %	DISTRIBUTION (IN QTLS /LTRS)	Remarks
1	2	3	4	5	6	7
1	APL Rice	2196.20	2196.20	100	2236.44	
2	BPL.Rice	5013.84	5013.84	100	5209.80	
3	Addl.APL	0.00	0.00	0	0.00	
4	Spl.BPL Rice	310.00	310	100	303.32	
5	AAV Rice	3065.80	3065.80	99	3120.28	
6	L/Sugar	2200.00	2200.00	100	2559.75	
7	Atta	6167.00	6167.00	100	5910.50	
8	Atta (Addl.)	0.00	0.00	0	0.00	
9	MMASY Rice	5310.00	5310.00	100	5408.00	
10	S.K.Oil	348000	348000	100	346180	

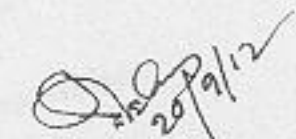
**STATEMENT SHOWING THE ALLOCATION LIFTING AND
DISTRIBUTION OF PDS/TPDS ETC.**

Nagaon District

Month:- August'2012
Figures in Qtls/Kls


Sl. No	NAME OF ARTICLES	ALLOCATION (IN QTLS/LTRS)	LIFTING (IN QTLS/LTRS)	PERCENTAGE %	DISTRIBUTION (IN QTLS /LTRS)	Remarks
1	2	3	4	5	6	7
1	APL Rice	16302.70	16182.70	99	15777.55	
2	BPL.Rice	35544.47	35544.47	100	37106.19	
3	Addl.APL	0.00	0.00	0	0.00	
4	Spl.BPL Rice	2217.07	2217.07	100	2026.51	
5	AAV Rice	20278.05	20278.05	100	20716.92	
6	L/Sugar	15890.00	15890.00	100	17431.37	
7	Atta	22449.00	22449.00	100	22469.83	
8	Atta (Addl.)	6914.50	6914.50	100	6914.50	
9	MMASY Rice	30979.20	30705.80	99	31321.31	
10	S.K.Oil	2208000	2208000	100	2206459	

Inspector/Sub-Inspector,
FCS & CA, Nagaon


 Deputy Director, i/c
 Food, Civil Supplies & Consumer Affairs,
 Nagaon

ACTION TAKEN REPORT FOR THE MONTH OF AUGUST'2012

Name of sub-Division	No of Inspection / Raids Conducted During the month	No of Cases detected during the month	No of Cases in which only Departmental Action have been taken (to mention specific actions taken)	No of Cases Forwarded to Judiciary	Total no of cases pending with Judiciary for trial	Total no of cases disposed by Judicial Courts	No of cases in which Government have won	Remarks
1	2	3	4	5	6	7	8	9
Nagaon	Inspection= 8 Nos. Raid= 10 Nos.	1 Nos.	Showcause- 4 Nos. Suspended- 1 No. Cancelled - 1 No.	Nil	Nil.	Nil	Nil	<ul style="list-style-type: none"> • 3 showcause issued against earlier detection. • 1 suspended against earlier case. • 1 licence cancelled against earlier case.
Kaliabor	Inspection= 34 Nos. Raid = 11 Nos.	Nil.	Nil	Nil	Nil.	Nil	Nil	
Hojai	Raid = 18 Nos.	2 Nos.	Showcause- 4 Nos. Suspended- 1 No	Nil	Nil.	Nil	Nil	Rice 382.00 Qtls. Sugar 11.35 Qtls seized by BIEO from M/S Jugijan SS
Total=	Inspection= 42 Nos. Raid = 39 Nos.	3 Nos.	Showcause- 8 Nos. Suspended- 2 Nos. Cancelled - 1 No	Nil	Nil.	Nil	Nil	


 Deputy Director, i/c
 Food, Civil Supplies &
 Consumer Affairs, Nagaon