



**GOVERNMENT OF ASSAM**  
**OFFICE OF THE DEPUTY COMMISSIONER : : NAGAON**  
**( FCS & CA BRANCH)**  
03672-233185 (O)/ 233202 (R) - 233222 / 233193(F)  
Email : dc-nagaon @ nic. In

No. NSG 24/2002/Pt-I/

Date: 06/03/2012

To,

Principal Secretary to the Govt. of Assam,  
Food, Civil Supplies & Consumer Affairs Deptt.,  
Dispur, Ghty

Sub : Regarding submission of monthly report and monthly information for the month of **January'2012**.

With reference to the subject cited above, I have the honour to submit herewith the monthly report and monthly information on functioning of FP Shops and distribution of PDS items for the month of **January'2012** as per statement enclosed in respect of Nagaon District, for favour of your kind information and necessary action.

Yours faithfully,

Encl:- As stated  
4 (Four) sheets

Sd/-  
Deputy Commissioner,  
Nagaon.


Date: 06/03/2012

Memo No. NSG 24/2002/ Pt-I/ -A  
Copy for information and necessary action to:-

1. Director, Food, Civil Supplies & Consumer Affairs, Assam, Bhangagarh, Ghty-5.
- ✓ 2. DIO, NIC, Nagaon for information and necessary action.

Sd/-  
Deputy Commissioner,  
Nagaon.

Forwarded by,

  
Addl Deputy Commissioner,  
(FCS & CA), Nagaon.

6.3.12

**STATEMENT SHOWING THE ALLOCATION LIFTING AND DISTRIBUTION  
OF PDS/TPDS ETC. FOR THE MONTH OF JANUARY'2012**

Name of Sub-Division:- Nagaon

Sl. No	NAME OF ARTICLES	ALLOCATION (IN QTLS)	LIFTING (IN QTLS)	PERCENTAGE	DISTRIBUTION (IN QTLS /KLS)	Remarks
1	2	3	4	5	6	7
1	APL Rice	12099.00	11810.00	98	10144.40	
2	BPL.Rice	20164.93	20164.93	100	18780.32	
3	Addl.APL	9660.00	2546.69	26	1935.44	
4	Spl.BPL Rice	0	0	0	74.74	
5	AAV Rice	10652.25	10652.25	100	9706.38	
6	L/Sugar	8938.00	8938.00	100	8941.44	
7	Atta (PDS) & Addl TPDS	8880.50	8880.50	100	7809.39	
8	MMASY Rice	16669.20	13062.76	78	3806.49	
9	S.K.Oil	1200000	1200000	100	1188196	


Name of Sub-Division:- Hojai

Sl. No	NAME OF ARTICLES	ALLOCATION (IN QTLS)	LIFTING (IN QTLS)	PERCENTAGE	DISTRIBUTION (IN QTLS /KLS)	Remarks
1	2	3	4	5	6	7
1	APL Rice	7502.40	7502.35	100	6858.64	
2	BPL.Rice	10365.70	10365.70	100	9255.28	
3	Addl.APL	8070.00	4360.04	54	3558.42	
4	Spl.BPL Rice	0.00	0.00	0	0	
5	AAV Rice	6560.00	6560.00	100	5992.26	
6	L/Sugar	5300.00	5300.00	100	6205.98	
7	Atta PDS/Addl TPDS	13140.00	13140.00	100	13140.00	
8	MMASY Rice	9000.00	6043.12	68	0	
9	S.K.Oil	660000	660000	100	660000	

Name of Sub-Division:- Kaliabor.

Sl. No	NAME OF ARTICLES	ALLOCATION (IN QTLS)	LIFTING (IN QTLS)	PERCENTAGE	DISTRIBUTION (IN QTLS /KLS)	Remarks
1	2	3	4	5	6	7
1	APL Rice	3051.80	3051.80	100	3181.20	
2	BPL.Rice	5012.84	5012.84	100	5095.92	
3	Addl.APL	2220.00	1515.00	68	1336.87	
4	Spl.BPL Rice	0.00	0.00	0	0.00	
5	AAV Rice	3065.80	3065.80	100	3084.98	
6	L/Sugar	2290.00	2290.00	100	2657.75	
7	Atta PDS/ Addl. TPDS	7583.50	6379.50	84	5381.00	
8	MMASY Rice	5310.00	4427.60	83	1017.40	
9	S.K.Oil	348000	348000	100	352055	

Inspector/Sub-Inspector,  
FCS & CA, Nagaon

  
 Deputy Director, i/c  
 Food, Civil Supplies & Consumer Affairs,  
 Nagaon  
 29.2.12

## Statement showing the allocation lifting and distribution commodities in respect of Nagaon, Hojai &amp; Kaliabar Sub-Division for the month of Jan'2012

Sub-Division	APL Rice (in qtls)						Addl. APL Rice (in qtls)					
	Allotment	O/Stock	Lift	Total	Distribution	C/Stock	Allotment	O/Stock	Lift	Total	Distribution	C/Stock
	1	2	3	4	5	6	1	2	3	4	5	6
Nagaon	12099.00	3143.95	11810.00	14953.95	10144.40	4809.55	9660.00	650.29	2546.69	3196.98	1935.44	1261.54
Hojai	7502.40	1327.75	7502.35	8830.10	6858.64	1971.46	8070.00	314.05	4360.04	4674.09	3558.42	1115.67
Kaliabar	3051.80	1036.62	3051.80	4088.42	3181.20	907.22	2220.00	78.50	1515.00	1593.50	1336.87	256.63
<b>Total=</b>	<b>22653.20</b>	<b>5508.32</b>	<b>22364.15</b>	<b>27872.47</b>	<b>20184.24</b>	<b>7688.23</b>	<b>19950.00</b>	<b>1042.84</b>	<b>8421.73</b>	<b>9464.57</b>	<b>6830.73</b>	<b>2633.84</b>
Sub-Division	BPL Rice (in qtls)						Spl BPL (in qtls)					
	Allotment	O/Stock	Lift	Total	Distribution	C/Stock	Allotment	O/Stock	Lift	Total	Distribution	C/Stock
	1	2	3	4	5	6	1	2	3	4	5	6
Nagaon	20164.93	4038.74	20164.93	24203.67	18780.32	5423.35	0	174.42	0	174.42	74.74	99.68
Hojai	10365.7	1192.68	10365.70	11558.38	9255.28	2303.10	0.00	0.00	0.00	0	0.00	0.00
Kaliabar	5012.84	425.79	5012.84	5438.63	5095.92	342.71	0.00	0	0.00	0	0.00	3824
<b>Total=</b>	<b>35543.47</b>	<b>5657.21</b>	<b>35543.47</b>	<b>41200.68</b>	<b>33131.52</b>	<b>8069.16</b>	<b>0</b>	<b>174.42</b>	<b>0</b>	<b>174.42</b>	<b>74.74</b>	<b>3923.68</b>
Sub-Division	AAY Rice (in qtls)						L/Suagr (in qtls)					
	Allotment	O/Stock	Lift	Total	Distribution	C/Stock	Allotment	O/Stock	Lift	Total	Distribution	C/Stock
	1	2	3	4	5	6	1	2	3	4	5	6
Nagaon	10652.25	1936.97	10652.25	12589.22	9706.38	2882.84	8938.00	5051.65	8938.00	13989.65	8941.44	5048.21
Hojai	6560.00	1060.02	6560.00	7620.02	5992.26	1627.76	5300.00	1118.95	5300.00	6418.95	6205.98	212.97
Kaliabar	3065.80	158.54	3065.80	3224.34	3084.98	139.36	2290.00	444.25	2290.00	2734.25	2657.75	76.50
<b>Total=</b>	<b>20278.05</b>	<b>3155.53</b>	<b>20278.05</b>	<b>23433.58</b>	<b>18783.62</b>	<b>4649.96</b>	<b>16528.00</b>	<b>6614.85</b>	<b>16528.00</b>	<b>23142.85</b>	<b>17805.17</b>	<b>5337.68</b>
Sub-Division	Atta PDS/Addl TPDS (in qtls)						Atta Addl (in qtls)					
	Allotment	O/Stock	Lift	Total	Distribution	C/Stock	Allotment	O/Stock	Lift	Total	Distribution	C/Stock
	1	2	3	4	5	6	1	2	3	4	5	6
Nagaon	8880.50	2247.01	8880.50	11127.51	7809.39	3318.12	0.00	0.00	0.00	0.00	0.00	0.00
Hojai	13140.00	0.00	13140.00	13140.00	13140.00	0.00	0.00	0.00	0.00	0.00	0.00	0.00
Kaliabar	7583.50	717.50	6379.50	7097.00	5381.00	1716.00	0.00	0.00	0.00	0.00	0.00	0.00
<b>Total=</b>	<b>29604.00</b>	<b>2964.51</b>	<b>28400.00</b>	<b>31364.51</b>	<b>26330.39</b>	<b>5034.12</b>	<b>0.00</b>	<b>0.00</b>	<b>0.00</b>	<b>0.00</b>	<b>0.00</b>	<b>0.00</b>
Sub-Division	MMASY (in qtls)						SK OIL (in Ltrs)					
	Allotment	O/Stock	Lift	Total	Distribution	C/Stock	Allotment	O/Stock	Lift	Total	Distribution	C/Stock
	1	2	3	4	5	6	1	2	3	4	5	6
Nagaon	16669.20	3174.70	13062.76	16237.46	3806.49	12430.97	1200000	77883	1200000	1277883	1188196	89687
Hojai	9000.00	0.00	6043.12	6043.12	0.00	6043.12	660000	0.00	660000	660000	660000	0.00
Kaliabar	5310.00	413.80	4427.60	4841.40	1017.40	3824.00	348000	17233	348000	365233	352055	13178
<b>Total=</b>	<b>30979.20</b>	<b>3588.50</b>	<b>23533.48</b>	<b>27121.98</b>	<b>4823.89</b>	<b>22298.09</b>	<b>2208000</b>	<b>95116</b>	<b>2208000</b>	<b>2303116</b>	<b>2200251</b>	<b>102865</b>

Inspectors/Sub-Inspector,  
FCS & CA, Nagaon

Deputy Director, i/c  
Food, Civil Supplies & Consumer

Affairs: Nagaon.

29.2.12

**STATEMENT SHOWING THE ALLOCATION LIFTING AND DISTRIBUTION OF PDS/TPDS ETC.**

**Nagaon District**

**Month:- Jan'2012**  
**Figures in Qtls/Kls**


Sl. No	NAME OF ARTICLES	ALLOCATION (IN QTLS)	LIFTING (IN QTLS)	PERCENTAGE	DISTRIBUTION (IN QTLS /KLS)	Remarks
1	2	3	4	5	6	7
1	APL Rice	22653.20	22364.15	99	20184.24	
2	BPL.Rice	35543.47	35543.47	100	33131.52	
3	Addl.APL	19950.00	8421.73	42	6830.73	
4	Spl.BPL Rice	0	0.00	0	0	
5	AAY Rice	20278.05	20278.05	100	18783.62	
6	L/Sugar	16528.00	16528.00	100	17805.17	
7	Atta PDS/Addl TPDS	29604.00	2844.00	10	26330.39	
8	MMASY Rice	30979.2	23533.48	76	4823.89	
9	S.K.Oil	2208000	2208000	100	220251	

Inspector/Sub-Inspector,  
FCS & CA, Nagaon

Deputy Director,,/c  
Food, Civil Supplies & Consumer Affairs,  
Nagaon  
27.12

## ACTION TAKEN REPORT FOR THE MONTH OF January'2012

Name of sub-Division	No of Inspection / Raids Conducted During the month	No of Cases detected during the month	No of Cases in which only Departmental Action have been taken (to mention specific actions taken)	No of Cases Forwarded to Judiciary	Total no of cases pending with Judiciary for trial	Total no of cases disposed by Judicial Courts	No of cases in which Government have won	Remarks
1	2	3	4	5	6	7	8	9
Nagaon	20	13	Show cause=5 Suspension=4 Cancelled=1 (under process=3)	Nil	Nil	Nil		
Kaliabor	28	Raid=7 Nos Detection=Nil	Show cause=35 Suspension=Nil Cancelled= Nil	Nil	Nil	Nil		
Hojai	21	Raid=20 Nos	Show cause=4 Suspension=1 Cancelled= Nil	Nil	Nil	Nil		
Total=								

  
 Deputy Director, i/c  
 Food, Civil Supplies &  
 Consumer Affairs, Nagaon

29.2.12